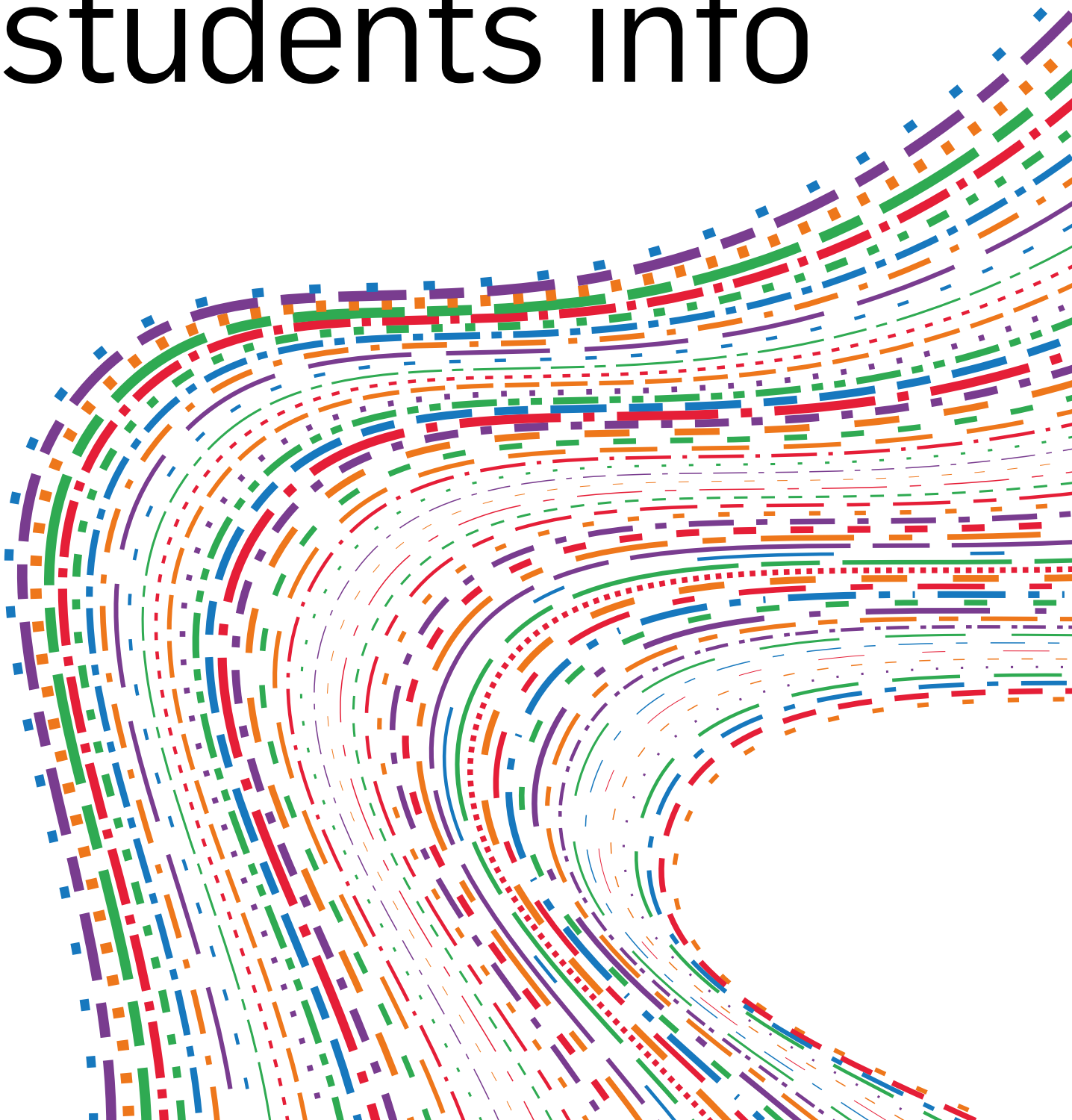


RU  
FA

---

# International students info



# Index

Welcome to the Rome University of Fine Arts	pag. 3
Residence Permit for NON-EU students	pag. 6
Tax Registration Number	pag. 9
Health Insurance	pag. 10
Residence Registration for EU and Extra EU students	pag. 13
The Italian Higher Education System	pag. 14
Housing	pag. 16
Services and Useful Information	pag. 18
International students in Rome	pag. 20
• How to Reach Us in Rome	pag. 21
• Getting Around Rome	pag. 23
International students in Milan	pag. 25
• How to Reach Us in Milan	pag. 26
• Getting Around Milan	pag. 27

**N.B. Use the PDF Reader for properly  
reading all the documents linked to this brochure**

<https://www.adobe.com/acrobat/pdf-reader.html>

# Welcome to the Rome University of Fine Arts!

Dear student,  
welcome to RUFA and welcome to Rome and Milan!

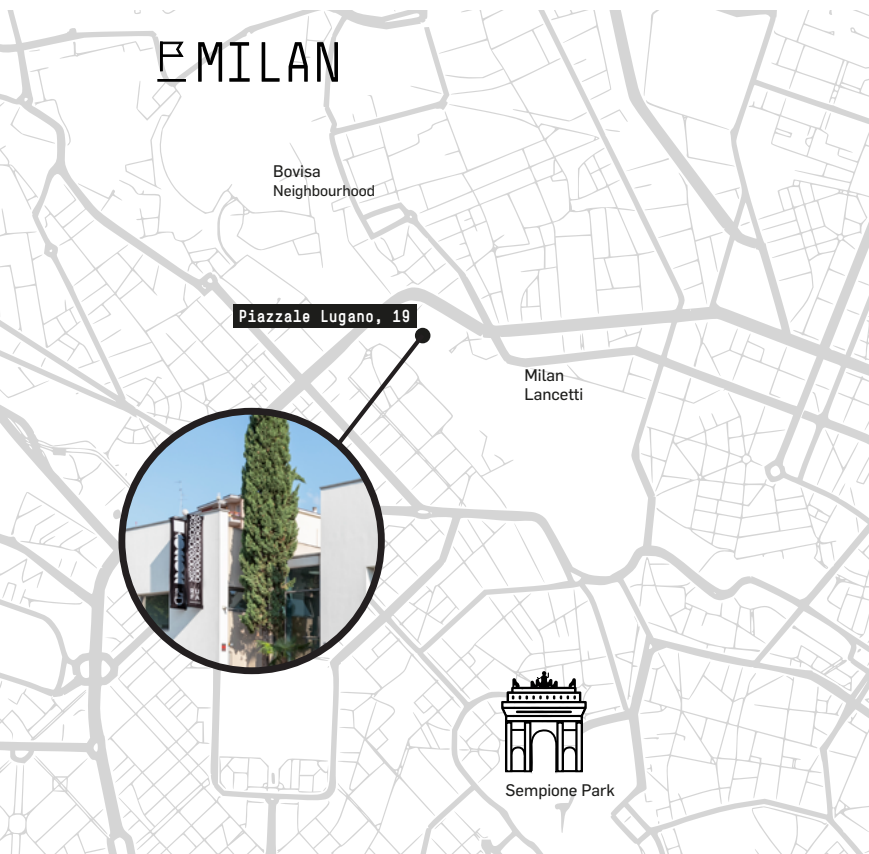

Studying the creative arts in an environment rich in stimuli and profound ideas offers invaluable advantages.

Rome, the cradle of the Renaissance, is still renowned worldwide for its extraordinary historical and artistic heritage. But it is also a city in constant transformation, where contemporary, dynamic and innovative languages find space and visibility. The variety of its museums, galleries, and cultural events shows how Rome is able to merge tradition with the avant-garde.

Milan, Italy's capital of fashion and design, is another key centre for contemporary arts. With its vibrant art scene, international fairs, exhibition spaces, and numerous events dedicated to creativity, Milan stands out as an essential reference point for anyone wishing to explore new trends and languages in art, music, and even comics.

Rome and Milan, while different, both offer unique opportunities to enrich your artistic and cultural journey. Living and studying in Italy means being at the heart of a constant dialogue between past and future, tradition and experimentation.

RUFA has 3 campuses in Rome and 1 campus in Milan.





We look forward to welcoming you, but in the meantime, to start you're academic journey successfully, there is bureaucracy to be dealt with. We know that bureaucracy can be overwhelming. We have thus created this brochure to provide you with general guidelines during this first challenge.

**EU STUDENTS:** You will be able to stay in Italy for 3 months before having to register at the registry office in Rome.

*Please refer to page 10 for more details.*

**NON-EU STUDENTS:** You are required to obtain study visa to reside in Italy for a period exceeding 3 months. The application can be done at the Italian Consulate in your home country through University Platform.

**The following documents are required for study visa application:**

- Passport with at least six months validity;
- Declaration of Value / CIMEA Verification and Comparability certificates / Diploma Supplement (only in case of Bachelor / Master qualification obtained in Europe or Turkey);
- Certificate attesting your language proficiency, either Italian or English according to the chosen course (at least B2);
- Invitation letter/certificate attesting your enrollment to a study course;
- Proof of funds for your stay in Italy;
- Medical insurance.

The full list of documents required for visa application can be directly obtained contacting the Italian Consulate of competence.



# Residence Permit for Non-Eu Students

Remember to apply for a residence permit within 8 working days of your arrival in Italy! Since you will need to fill out a form that requires a lot of attention and attach various documents, we suggest not to wait until the last day!

You can request the residence permit by using a special kit available at various post offices in town. Below the link where according to the zip code inserted you can look for the closest Post Office where pick up the kit.  
<https://www.portaleimmigrazione.it/ITA/soggMotiviStudio39.html> (ITA)

Please consider the section on the right "Ricerca Strutture", for the research. This may take some time, so we suggest that you do not wait until the last day to do it.

Once you have finished, you must submit the kit in an open envelop to post offices that have the Sportello Amico service. Students must bring their identity document. If you are applying for a renewal, you must also provide a copy of the expired residence permit and bring your passport with you.

For further information:  
<http://bit.ly/PermessoDiSoggiorno> (ITA)

## **To get the residence permit you must pay:**

- a €16.00 tax revenue stamp (revenue stamp) to be pasted to the form (it can be purchased at a tobacconist);
- €30.00 to the Italian post office for the service;
- a €30.46 payment slip for the electronic residence permit card;
- the fee that you will have to pay to have the residence permit issued (non-refundable in case of refusal) is between €40.00 and €100.00 for a residence permit depending on the length;
- a copy (A4 paper size) of all of the additional documentation indicated in the instructions (such as: copy of the RUFA enrolment certificate, stamped by the Italian Embassy, copy of the health care insurance, etc.).

Below a brief guideline for filling out the form  
[RESIDENCE PERMIT REQUEST FORM](#)

The post office will give you a receipt for your application, which is your proof of having applied for the residence permit and also indicates the date/time/place of your appointment with the Immigration Office (Police). After handing in the documentation, you will be given a receipt containing the credentials to the personal area to find out the progress of the application.

On the receipt, you will find two codes allowing you to check how your application is going. While waiting for the electronic Residence Permit, you can check the status of your application at <https://www.portaleimmigrazione.it/ITA/index.html> by accessing the "foreigners" personal area. Here you will find a dedicated page where you can check the progress of your request by indicating your User ID and password.

You will have to go to the appointment to complete the application for your residence permit. For the first appointment, you must bring with you the following documents:

- receipts provided at the Post Office;
- 4 passport-sized photographs with a white background, one of which will be attached to the residence permit-card;
- your passport;
- original documents included in the kit he sent to the post office.

The receipt given to you by the Post Office and the received registered letter have a legal validity, so pay high attention to them for the entire period in which you will have to wait for the response from the Police Headquarter.

The aforementioned receipt and letter, together with your identity document, allow you to continue to legally reside in Italy.

If you intend to travel during this period, please contact the competent Embassy / Consulate.

Please remember to submit your residence permit renewal request at least 60 days before its expiration date.

To proceed, you must send the postal application kit, including:

a copy of your passport,

a copy of your expired residence permit,

documentation proving you have sufficient financial resources,

a copy of your private health insurance policy (or registration with the National Health Service),

and a certificate confirming that you have passed at least one exam (or two, if this is not your first academic year), among other required documents.

If you wish, you can also benefit from the assistance of Assistance Centers that, in agreement with the Ministry of the Interior, supports Internationals in bureaucratic processes at all levels. You just need to go to one of these offices - the complete list can be found on the

<https://www.portaleimmigrazione.it/ITA/index.html> website (ITA).

However, you will still have to send the application through the post office following the procedures described above.

### TIP

Always carry the receipt of your residence permit application with you.

Even better, make a photocopy as a backup to ensure you don't lose track of it.

This receipt acts as official proof that you have submitted your application for a residence permit.

### USEFUL WORDS

*Permesso di soggiorno* is the residence permit

*Poste Italiane* are the Italian Post Offices

*Marca da bollo* is the Tax stamp

*Codice Fiscale* is the Tax code

*Pronto soccorso* is the Emergency room





# Tax Registration Number

The tax registration number is an identification tool that is widely used in Italy and requested to open a bank account, obtain a health insurance card, sign a rental contract, etc.

It is an alphanumerical code based on your first name, family name and date and place of birth.

To request the tax registration number, students must fill in the specific form and submit it, together with the documents listed below:

## **EU students**

- the copy of a valid ID or passport;
- the certificate attesting the enrollment to an academic course.

## **Non-EU students**

- the copy of a valid ID or passport;
- the copy of the study visa;
- the copy of the receipt attesting the correct application for the residence permit;
- the certificate attesting the enrollment to an academic course.

All foreign students are advised to apply for the tax code before arriving in Italy through the Italian diplomatic-consular representation in their country of residence.

Once arrived in Italy, students can apply for the official Tax Registration Code by booking an in-person or online appointment in one of the Revenue Agency facilities.

## **Below are some useful links:**

The website section for booking an appointment with related guidelines to finalise the process

<https://prenotazioneweb.agenziaentrate.gov.it/PrenotazioneWeb/prenotazione.action?gruppoServizi=IDEN> (ITA)

## **HOW TO FISCAL CODE**

[Instructions of how to fill out the form](#)

[Downloadable form](#)

For further information, please refer to this section of the Revenue Agency website: <https://www.agenziaentrate.gov.it/portale/home>



# Health Insurance

## Eu students

Students who come from an EU country have the possibility to temporarily use the European Card (EHIC card) issued by their country allowing them to obtain the necessary medical treatments (eg. emergency care) during a temporary residence in another EU country for study purposes.

It is up to the health care provider to define the type of care that are “necessary” from a medical point of view.

The EHIC card does not cover care provided by private health care providers and can only

be used for public health care providers. It is important to underline that various specialist health services still require the payment of a “ticket”, covering part of the costs.

Students can also decide to enroll in the Italian National Health Care System or to take out private health insurance. To activate EHIC it is necessary to request the S1 Form before departure. Please collect all the info through the National Health Insurance Authority of your country of origin/where you live.

For further information:

[https://europa.eu/youreurope/citizens/health/when-living-abroad/health-insurance-cover/index\\_en.htm](https://europa.eu/youreurope/citizens/health/when-living-abroad/health-insurance-cover/index_en.htm)

The section to take into account is “*A student, researcher or trainee abroad*”

## Non-EU students

To study in Italy for a period longer than 3 months, all Non-EU students are obliged to have health insurance. They are required to apply for Private Health Insurance. For information regarding the type of insurance required you should contact the Italian consulate of your Country.

Some States may have specific agreements with Italy regarding the assistance of their citizens.

In this case, the Consulate will have to issue a declaration stating your right to health care that derives from an agreement between Italy and your Country. If not, the Embassy will still be able to advise you on health insurances that students from your Country have used to study in Italy in the past.

If you choose an insurance provided by institutions/companies of your Country, the Embassy will have to issue a statement regarding the validity of that insurance in Italy, its duration and the forms of assistance it provides. The insurance must not have limitations or exceptions regarding the costs established for urgent hospitalization (during the entire time you are covered by this insurance).

## Private Health Insurance

This subscription has to be accompanied by a declaration made by the insurer specifying that there are no limitations or exceptions in terms of costs for urgent hospitalization (during the entire time that you are covered by this insurance).

It is important to read the insurance information very well, since some insurances may require you to pay the costs upfront and only refund your money later on.

These insurances can be convenient since it is possible to choose a 6-month coverage, instead of paying for the entire calendar year.

When choosing your health insurance please check all of the procedures and limitations in terms of refunds. Remember that the healthcare costs that you may be required to pay upfront may be very high (for example in case of hospitalization).

## National Health Service (SSN)

For using Italian national health care service it is necessary to transfer the health care assistance to Italy through the submission of the following document to ASL a local medical facility, there are many in Rome according to the neighborhood. It is necessary to deliver to the closest one from your domicile the following documents:

- Valid residence permit / renewal request (only for extra EU students)
- Valid Identity document
- Tax registration number (Codice Fiscale)
- Self-certification of residence (more details in the section below)
- Certificate attesting the enrollment to RUFA
- Receipt attesting the payment of a forfeiture annual amount to be corresponded via F24 form

For the completion of this last form and for properly finalize the procedure itself, we strongly recommend relating to one of the many Assistance Centers you can find in the different Rome Municipalities (CAF).

The completion of these steps will allow you to choose a doctor registered within the local medical facility of jurisdiction closest to your home. You will be able to use this service during the receiving hours. Registration is valid for one calendar year and only until the Residence Permit is valid.





# Residence Registration for EU and Extra EU Students

EU and extra EU citizens who decide to reside in Italy for over 3 months are required to register at the Registry Office of Rome to get their residence certificate.

## **EU citizens are citizens of the following EU member states:**

Austria, Belgium, Denmark, Finland, France, Germany, Greece, Ireland, Luxembourg, Netherlands, Portugal, Spain, Sweden, Cyprus, Malta, Estonia, Latvia, Lithuania, Czech Republic, Slovakia, Poland, Hungary, Slovenia, Romania and Bulgaria. Citizens of Switzerland, Republic of San Marino, Andorra, Vatican City and of the states belonging to the European Economic Area, Norway, Iceland and Liechtenstein must follow the same procedures.

For further information on the procedure, you can refer to:

<https://www.comune.roma.it/web/it/scheda-servizi.page?contentId=INF22111&pagina=2> (ITA)

The registry officer will not accept applications on plain paper in free form, or if the mandatory sections that are marked with an asterisk have not been filled in.

The documents you will need to submit are the following:

1. the completed form;
2. valid ID document/passport/residence permit request;
3. RUFA certificate of enrolment;
4. self-declaration stating the possession of sufficient economic resources;
5. copy of a health insurance that covers health risks in Italy and that is valid for at least one year, or for the length of the course.

The EHIC/TEAM card is sufficient for the student who requests registration in the temporary population register.

Here a brief guideline on how to fill it

[DECLARATION OF RESIDENCE APPLICATION FORM](#)

Although registration is free of charge, for both the certificate and the application form, students must purchase stamps and pay other municipal taxes.

The application has to be submitted to the compliant municipality facility (the closest to your apartment /room).

[MUNICIPALITIES MAP](#)



# The Italian Higher Education System

## Grading System

The Italian university grading system for course exams is based on a 30-point scale (18 and above is considered passing), while a 110-point grading scale is used for the final dissertation (66 is the minimum grade necessary to graduate).

The Cum Laude is equivalent to with Honours and assigned to praise outstanding students for each exam and/or upon completion of their university degree.

## Academic Calendar

Academic calendars provide information on the beginning and end of courses, exam sessions, vacations, and national and religious holidays.

Typical schedule for Bachelors and Masters Programmes:

### **1<sup>st</sup> Semester**

Courses: End of October – Mid of February

Exams: Second half of February

### **2<sup>nd</sup> Semester**

Courses: Second week of March – Mid of June

Exams: July

For having a general overview of all the Academic regulations please visit this website section constantly updated:

<https://www.unirufa.it/en/accademia-2/statutes-and-regulations/regolamento-didattico-generale/>

## Exams

Exams must be booked on-line via the Unirufapoint student portal. You can book the exams you wish to attend for a specific session once the timeslot is open. You will also be informed via email with the process to follow to finalise the booking.

The schedule for the exams session will be available on Unirufa website for consultation. Your professor will provide further information on the exam itself during classes.

On the day of the exam, the professor will call your name and you will need to bring with you the exam booklet, where the mark will be registered. After the exam, you will receive a score ranging between 18 and 30 (18 being the minimum passing grade).

In order to praise outstanding results, the examiner may add "cum laude" to a maximum score. If you are not satisfied with your exam score, you may refuse it (before registering it) and take it again on another date for which you will have to re-register as above. At the end of the exam session, all the results are registered on the Academy's database and they will be visible on your Unirufapoint portal personal page.

For any kind of doubts and problems, please refer to International Students Office at [international.students@unirufa.it](mailto:international.students@unirufa.it).

The process is slight different for exchange students. You can take into account the guidelines the Erasmus Office will provide you at compliant time.

## Contacting Professors

You can contact your professor via his/her institutional email. Lecturers with role of Tutor and Coordinator have also receiving hours scheduled at the beginning of each Academic Year.

You can refer to this webpage for all the updates:

<https://www.unirufa.it/en/orientamento/supporto-didattico/tutor/>  
<https://www.unirufa.it/en/coordinatori/>



# Housing

Regarding accommodation services, RUFA has agreements with:

## **Spotahome - Rome and Milan**

RUFA is a partner of the platform Spotahome, operating throughout Europe and specialising in medium- and long-term accommodation.

Spotahome allows you to rent a verified house directly online in the city where your RUFA headquarter is located. This way you can save time, energy and money, and start your career at the Academy as easily as possible.

Bookings are 100% secure thanks to the Fraud Protection booking system: the first payment is made via Spotahome and transferred to the owner 48 hours after check-in. The search and booking process of your new home can take place at 100% online.

RUFA students can obtain a significant discount on the booking fee. To take advantage of the discount, simply access the section dedicated to RUFA students through the button below, the promotion will be automatically applied at the time of payment.

Here it is the link to register as RUFA students:

<https://rufa.spotahome.com/it>

To get in touch with the customer service dedicated to RUFA students, please contact the e-mail address [rufa@spotahome.com](mailto:rufa@spotahome.com)

Otherwise, contact the Spotahome team via whatsapp at **+39 352 080 5237 (whatsapp only).**



## **TSH – The Social Hub - Rome**

RUFA is a partner of The Social Hub Rome, the new campus located at Viale Scalo San Lorenzo 10, specialising in medium- and long-term accommodation.

The campus is much more than just a student hotel: it offers a combination of student housing, hotel rooms, coworking spaces, meeting and event rooms, bars and restaurants, creating a connected community between students and professionals.

RUFA students can receive a significant discount on booking costs for both short and long stays, and they have priority with rooms reserved for the Academy.

To benefit from the discount, simply access the section dedicated to student bookings [Student Accommodation in Rome – The Social Hub](#) and enter the code that RUFA will provide after official enrollment in the Academy.



# Services and Useful Information

## Mobile Phone

To subscribe a mobile phone contract or purchase a SIM card, you need your tax registration number and a valid identity document.

The main operators include:

TIM: <https://www.tim.it/>

Vodafone: <https://privati.vodafone.it/>

WindTre: <https://www.windtre.it/>

Iliad: <https://www.iliad.it/>

## Internet

To subscribe a contract, you need your tax registration number and a valid identity document.

The main companies include:

TIM: <https://www.tim.it/>

Fastweb: <https://www.fastweb.it/>

WindTre: <https://www.windtre.it/offerte-fibra/super-fibra-internet-a-casa>

Tiscali: <https://casa.tiscali.it/>

## Opening a bank account

### NON-EU

To be able to open a bank account, generally non-EU students must already be residents in Rome.

Some banks offer non-resident students the possibility of opening a bank account. Despite the possibility of receiving a discount on the cost of the account, the costs still remain high. It should be noted that non-EU students who intend to open this type of account are generally required to submit a reference from their bank. Students are advised to inquire about the most convenient solution to use before their departure.

### EU

In order to open an online bank account or a prepaid card generally, the EU student must already have a rental contract in Rome.

## Emergency numbers

In Rome, the number to call for emergencies is **112**

For further information:

<https://comunicazione.regione.lazio.it/112/> (ITA)

## National holidays

- All Saints' Day 1<sup>st</sup> of November
- Feast of Saint Abrogio 7<sup>th</sup> of December (Holiday in Milan, Patron Saint)
- Feast of the Immaculate Conception 8<sup>th</sup> of December
- Christmas 25<sup>th</sup> of December
- Saint Stephen's Day 26<sup>th</sup> of December
- New Year's Day 1<sup>st</sup> of January
- Epiphany 6<sup>th</sup> of January
- Easter and Easter Monday (usually in April)
- Liberation Day 25<sup>th</sup> of April
- Labor Day 1<sup>st</sup> of May
- Republic Day 2<sup>nd</sup> of June
- Feast of Saint Peter and Paul 29<sup>th</sup> of June (Holiday in Rome, Patron Saint)
- Assumption of Mary 15<sup>th</sup> of August

# International students in Rome







# How To Reach Us in Rome

RUFA has 7 locations in Rome:

- 5 in Trieste district;
- 1 in San Lorenzo district;
- 1 in Garbatella district.

## **MAIN Campus (Trieste area - Via Benaco 2)**

### **From Termini central station**

Take the B1 subway line towards Jonio and get off at the Sant'Agnese Annibaliano stop.

From this stop you can either walk for 15 minutes or take the bus number 89 and getting off at the Trieste/Gorizia stop.

The cost of a metrobus ticket is €1.50.

### **From the airport**

- FIUMICINO

The fastest train connecting Fiumicino to Termini station is the Leonardo Express train, which costs €14.00 and arrives in Roma Termini in half an hour: <https://www.trenitalia.com/it/regionale/collegamenti-regionale/leonardo-express.html>

You can also take one of the various buses that are located outside of the airport. Tickets can be purchased online or at the airport for about €6.00. The length of the journey is 55 minutes.

- CIAMPINO

To get to Roma Termini, you can take one of the several buses that are located just outside the airport.

Tickets can be purchased online or at the airport for about €5.00. The length of the journey is 40 minutes.

You can also take the Atral bus that connects the airport with the subway (A line, Anagnina station) in 20 minutes. In this case, the cost of the trip is €1.20.

For further information: <https://www.atral-lazio.com/>

## **PASTIFICIO CERERE campus (San Lorenzo area - Via degli Ausoni 7)**

### **From Termini central station**

Take bus 71 and get off at the Turati/Fanti stop.

Take the metro line B or B1, get off at Policlinico and then take tram 3 or 19 and get off at the Reti stop.

## **LIBETTA campus (Garbatella area - Via G. Libetta 7)**

### **From Termini central station**

Take the B1 subway line towards Laurentina and get off at the Garbatella stop. From Garbatella, you have to walk for 15 minutes.



# Getting Around Rome

## Metrebus system

The single ticket for the subway (metro), bus and tram costs 1.50 € and is valid for 100 minutes. It can be purchased at the metro/bus stations or tobacconists.

**NB:** *You cannot access the subway once you pass the exit turnstiles, even if the 100 minutes have not passed yet.*

You can also take out a monthly or annual subscription:

### Individual non-transferable monthly subscription

€35.00, valid for the calendar month written on the ticket or on the top-up receipt for an unlimited number of trips in the Roma Capitale area.

### Yearly subscription

€250.00 valid for 365 days from the top-up date written on the receipt.

Below a brief guideline for filling out the related form

### [YEARLY METREBUS CARD APPLICATION FORM](#)

this has to be submitted together with a copy of valid ID and the receipt attesting the request of the residence permit (only for extra EU students)

There is also a Yearly Youth and Student subscription that is valid for 365 days from the top-up date written on the receipt for an unlimited number of trips in the Roma Capitale area. To get it, however, students must meet specific requirements.

For further information: <https://www.atac.roma.it/en/tickets-and-passes>

## Muoversiaroma.it

A useful tool to keep up to date with public and private transportation in Rome is Muoversiaroma: <https://romamobilita.it/it>

This website offers the relevant news of the week and information regarding restricted traffic area times, news on public transport, traffic and roads, parking, bus waiting times and travel times of some road sections monitored by the Utt (Urban travel times) system, bike sharing stations and bikes available.

You can also calculate a route by bus or foot and find a ticket sales point.

## Car Sharing

To use the various carsharing services there is an app called Free2Move. Through this app you can select a vehicle and compare the distance of the cars from where you are, the prices and features.

Car Sharing services in Rome are provided by: Car Sharing Roma, Enjoy, Drivalia/Free2move, Share Now, Sharengo, Auting.

For further information:

**Car Sharing Roma:** <https://car-sharing.romamobilita.it/>

**Enjoy:** <https://enjoy.eni.com/en/roma/home>

## Scooter and bike sharing

**Lime:** <https://www.li.me/en-uy>

**Bird:** <https://www.bird.co/>

For further information on Rome living expenses:

<https://www.numbeo.com/cost-of-living/in/Rome>

This website is build on reviews of single user experience.



# International students in Milan





# How To Reach Us in Milan

RUFA has 1 location in Milan:

- Piazzale Lugano 19/ Viale Luigi Bodio 37.

## From the airport

- MALPENSA (MXP)

*Train (Malpensa Express) to Milano Porta Garibaldi*

**Price** → about €13 | **Time** → about 40min

Malpensa Express to Porta Garibaldi – Google Maps

*Tram 2 to Piazzale Nigra, then walk*

**Price** → about €2.20 | **Time** → about 20min

Porta Garibaldi to Viale Bodio 37 – Google Maps

*Taxi alternative*

**Price** → about €95

Malpensa to Viale Bodio 37 – Taxi Route

- LINATE (LIN)

*Bus 73 to San Babila M1, then Metro M1 → M2 → Tram 2*

**Price** → €2.20–€4.40 | **Time** → about 45min

Linate to Viale Bodio 37 – Public Transport

*Taxi alternative*

**Price** → about €30–€40

Linate to Viale Bodio 37 – Taxi Route

- BERGAMO ORIO AL SERIO (BGY)

*Shuttle bus to Milano Centrale, then Metro M2 → Tram 2*

**Price** → about €12–€15 total | **Time** → about 1h 15min

Bergamo Airport to Viale Bodio 37 – Public Transport

*Taxi alternative*

**Price** → about €100–€120

Bergamo Airport to Viale Bodio 37 – Taxi Route





# Getting Around Milan

## Tickets & Short-Term Passes

### Single ticket (Urban)

€2.20 – valid for 90 minutes on ATM metro, tram, bus, trolleybus.

This allows transfers within the urban zone Mi1–Mi3.

### Day-ticket

€7.60 – unlimited travel for 24 hours from first validation.

### 3-day ticket

€15.50 – unlimited travel for three consecutive days ATM.

### Carnet (10 single tickets)

€19.50 – individual 90-minute rides, not shareable.

Contactless payments (credit card, smartphone, smartwatch) are accepted on ATM lines and auto-calculate fares; after 4 rides the system applies the day pass rate automatically.

**NB:** *Contactless payment works on ATM network (metro, bus, tram) but not valid on Trenord trains or S-lines, unless you hold an active TrenoMilano or appropriate ticket.* [https://www.atm.it/en/ViaggiaConNoi/Biglietti/Pages/contactless\\_cards\\_metro.aspx](https://www.atm.it/en/ViaggiaConNoi/Biglietti/Pages/contactless_cards_metro.aspx)

For further information:

<https://www.atm.it/it/ViaggiaConNoi/Biglietti/Pagine/Tipologie.aspx> (ITA)

## Monthly & Annual Urban Subscriptions (within City of Milan)

Valid on ATM metro, bus, tram, trolley and Trenord urban lines within Milan boundaries (Mi1–Mi3): <https://www.atm.it/it/ViaggiaConNoi/Abbonamenti/Pagine/Tipologie.aspx> (ITA)

### Ordinary

- Monthly: €39
- Annual: €330

### Youth (up to 27 years / up to 30 years with ISEE Certification < €28,000)

- Monthly: €22
- Annual: €200

## TrenoMilano Pass

TrenoMilano is a monthly integrated subscription by ATM and Trenord, covering urban transport and suburban/regional trains, including Malpensa Express within Milan area.

Pricing depends on zones travelled (region-set STIBM fare tables):

<https://www.atm.it/it/ViaggiaConNoi/Biglietti/Pagine/Bigliettiextraurbani.aspx>

Loadable on ATM card or Trenord's "Io Viaggio" card; to activate, go to ticket machines or Trenord/ATM points: <https://www.trenord.it/en/ioviaggio/>

## How to Purchase & Use

### Purchase options

Official ATM app, website, ticket machines in metro, authorized dealers, ATM points or CAF centres (for special fares).

### Travel Card

A physical ATM card (€10, valid 4 years) is required to load subscriptions or passes; digital subscriptions must be activated via turnstiles or validators on board the day after purchase.

## Useful Apps

### ATM Milano app

Buy tickets/subscriptions, plan routes, check realtime schedules.

QR or NFC-based validation used depending on device: [https://www.atm.it/it/ViaggiaConNoi/pagamenti\\_servizi\\_digitali/Pagine/ATMMobile.aspx](https://www.atm.it/it/ViaggiaConNoi/pagamenti_servizi_digitali/Pagine/ATMMobile.aspx)

### Moovit or Citymapper

also widely used for planning transport in Milan with helpful guides and fare info.

For further information on Milan living expenses:

<https://www.numbeo.com/cost-of-living/in/Milan>

This website is build on reviews of single user experience.




**All the info provided are general guidelines and we suggest you in any case to contact the relevant facilities in charge of supporting the internationals who want to move to Italy (CAF/Patronati).**

**For more info on it and for any kind of further clarifications you can ask the International Students Office (international.students@unirufa.it)**

The Academy does not take responsibility for the contents of this brochure.

The information provided in this guide is not legally binding and cannot replace indications received by the Offices responsible for these procedures.



**RU  
FA**

Legally recognized by MUR  
Certified UNI EN ISO 9001:2015  
[rufa@unirufa.it](mailto:rufa@unirufa.it)



**ADIMEMBER**

